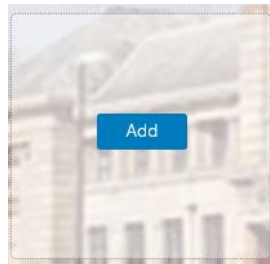


PUPIL GUIDE TO USING SHOW MY HOMEWORK

ACCESSING SHOW MY HOMEWORK THROUGH GLOW

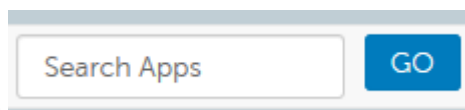
Sign in to Glow.



At the bottom right of all the tiles click on the Add button:



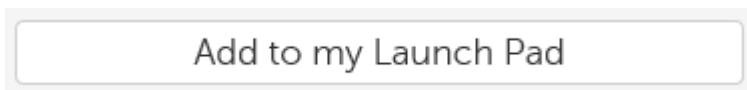
Choose



At the top-right click on and search for "Show My Homework"

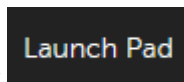


Click the tile



Choose

and then at the top-right



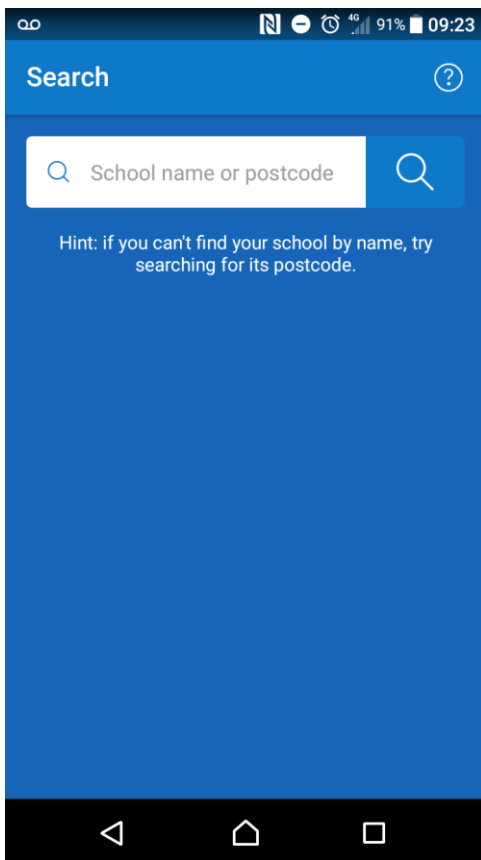
At the top-left click

Show My Homework should now be one of the tiles, click it to access Show My Homework.

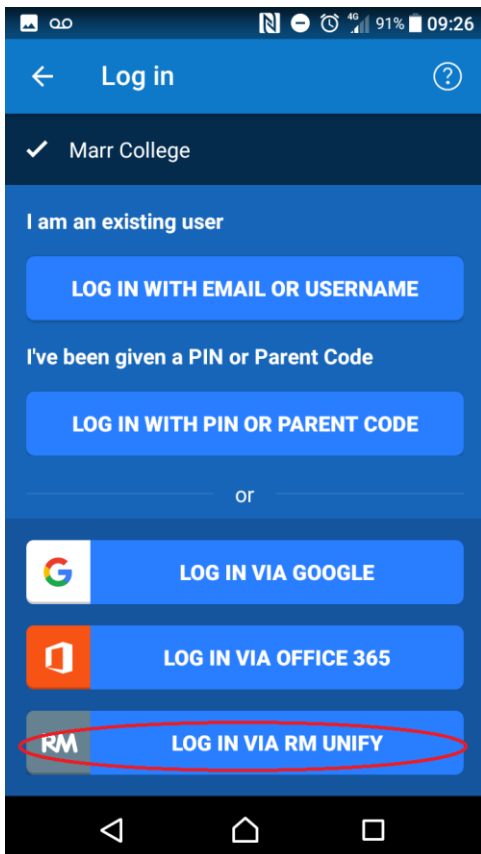
ACCESSING SHOW MY HOMEWORK THROUGH THE APP

On the Google Play Store or Apple Appstore search for “Show My Homework” and download the app.

1. When you open the app, type in Marr College as your school:



2. Choose the bottom option “LOG IN VIA RM UNIFY”:



3. Enter your full GLOW email address ending in “.glow.sch.uk” and your GLOW password:

